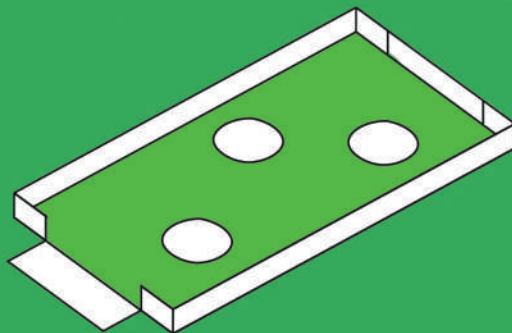
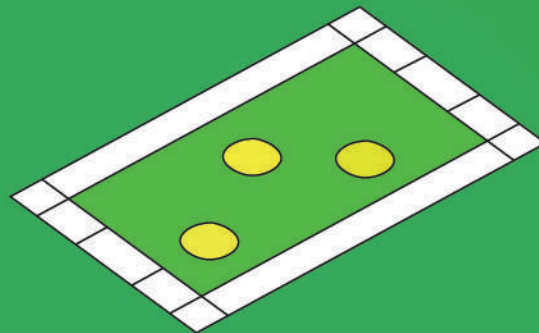


TRENCH FOOTBALL

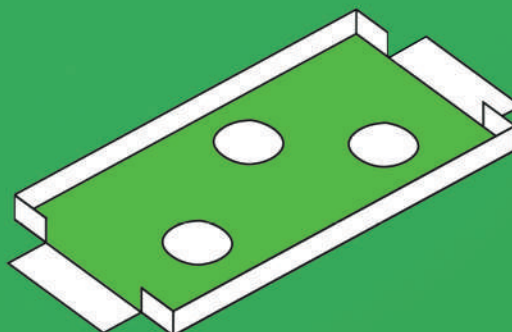
STEP 1

Pop out all the circles in the centre of the pitch. You'll need to avoid these later when you play the game.



STEP 2

Fold over the white lines, then cut along the dotted lines with scissors. Use glue to secure the corner tabs in place. Fold down the goals at both ends of the pitch.



STEP 3

Using lolly sticks, paper tissues, and any other craft materials you can get your hands on, build up your marble run avoiding the holes at all costs!

Cut here!



Fold here!

Fold here!

Cut here!